



GRAPHIC
DESIGN
SCHOOL

Design@Work

Course Brochure



Entirely **online and self paced** you can fit it in at work, around work, when you want. If ever there were one — this is **the ideal design course for non-designers.**

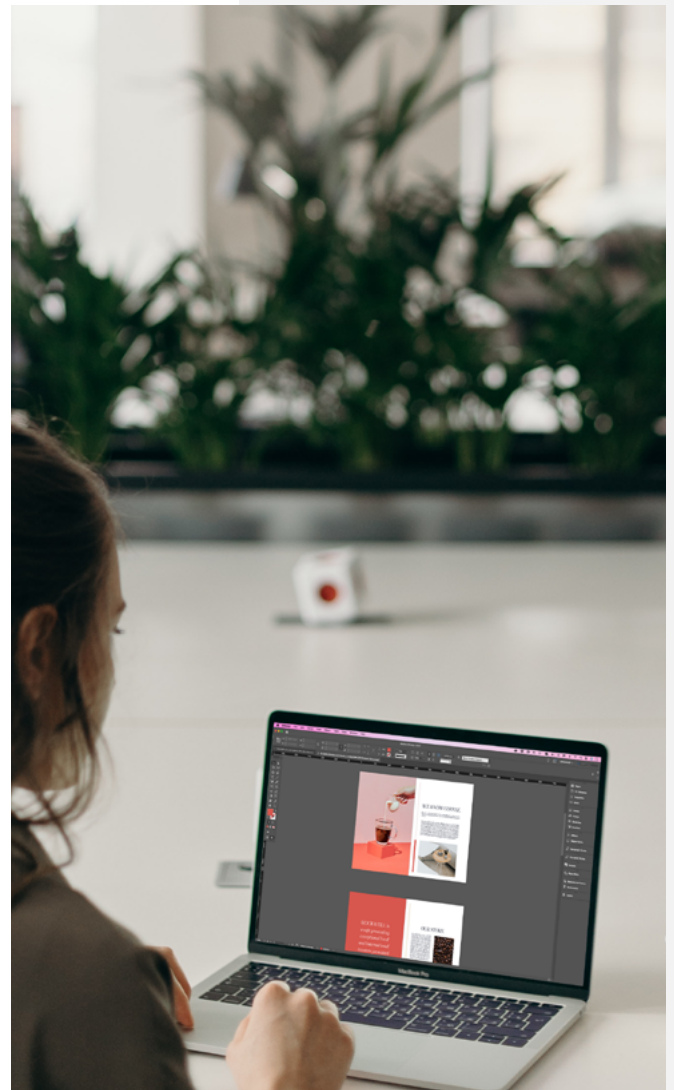
Who is this course for?

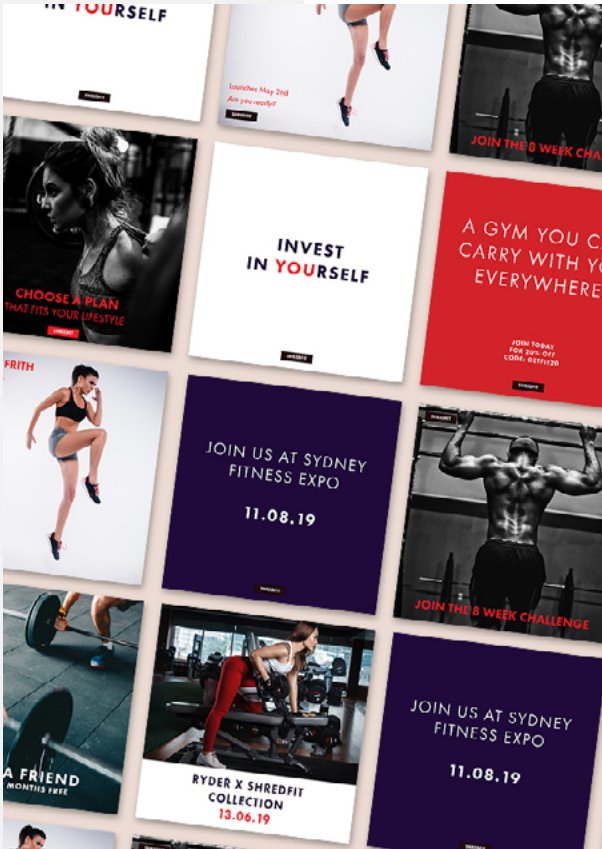
Does your job role rely on you to be "a little bit of a designer"? Yet you have no intention of becoming a fully fledged designer? Or are you an employer (minus the huge design budget) and you have an employee in mind that you would like to train to accomplish a few design tasks? Then this is the course for you! Give me the skills, but don't make me think! We hear you!

The **Design@Work** course takes on a "paint by numbers" approach to design. We provide you with a range of beautiful, workplace related templates and we teach you the Adobe tools you need to customise and apply your content to them. Easy peasy!

Our **video tutorials** will guide you through (in a very systematic, step by step approach) the process of customising a variety of templates, thus making them your own — it's that simple! You'll learn the tools, apply images, type and colour of your choosing and voila, you've got yourself a brochure, flyer, business card — the list goes on. We even teach you how to develop your own colour palettes, source eye-catching imagery, typefaces and fonts as well as how to use your company's existing resources.

Fancy that.





Free yourself from Word & PowerPoint.

Microsoft Word and PowerPoint were not made to be design tools. Even the best designer would receive a very average design result using these programs. Great results require the right tools. Enter the Adobe suite. During the course you will be working with **Adobe InDesign** to accomplish your designs.

InDesign is what we call a 'multi page layout program'. This means that you can create documents featuring one or more pages. InDesign is the industry's go-to tool for creating type - heavy projects and can also accept both vector & pixel based graphics.

InDesign is very intuitive and can be used at both beginner and advanced levels. Using the InDesign programme during the course gives you the opportunity to expand your skills at work and in play. That's tonnes of scope and a world of creative possibilities. You will also be **eligible to subscribe to the Adobe Creative Cloud at student rates.**

How does it work?

As this course is **self-paced** and **completely online** you can fit it in at work, around work — whenever you want. We'll give you an entire year to access the course, leaving it open to you so that you can continue to utilise the resources and templates at your leisure.

It won't take you anywhere near as long as this to complete, but we want you to be able to learn at a suitable pace, fitting the course around life's many other responsibilities.

Ready to Get Started?

Ready to get started? Enrol when you are ready to start, from **anywhere in the world. Get in touch with any questions or concerns!**



What will I learn?

As you use the wide range of FREE templates for work, we will also be teaching you lots of other useful design stuff too.

Here is the course broken down:

- An introduction to desktop publishing.
- Preparation and design thinking.
- Using branding guidelines and gathering resources.
- How to create InDesign documents from scratch.
- How to quickly set up InDesign.
- Using tools and menus.
- Working with images and type.
- Working with colour and colour tools.
- How to create documents with impact.
- Using templates for quick design.
- How to make your own templates for repeatable, refined layouts.


Can I get recognition for all of my hard work?

Absolutely!

Even though most people will be completing the course to learn a Design@Work set of skills, we do offer the optional choice for students to **submit a set of 3 designs** that they have completed as part of their final assessments in Module 2.

Successful completion of these assessments will achieve a **Certificate of Completion** accompanied by an **Accredited Statement of Attainment**.



Do you still have questions? 

For all questions and support send us an email at info@thegraphicdesignschool.com

The following **5 Units of Competency** listed make up the **Statement of Attainment**:

- **ICPPRP224** Create pages using a page layout application
- **CUAPPR411** Realise a creative project
- **CUAGRD311** Prepare Files for Print
- **BSBWRT411** Write complex documents
- **CUADIG304** Create visual design components

The option to submit assessments is completely free. We will require you to let us know when you are ready to submit your set of designs as outlined in the assessment pages of the module. We will then direct you to complete a few quick questions and officially enroll you in the assessment part of the course.

There will be prompts throughout your course to guide you through the process — super easy!

There are no additional charges if you do decide to submit your assessments. Assessment submission can happen any time you are ready to submit.

The only requirement is that you submit within the year you are enrolled. Your course will remain open to you for one whole year regardless of whether you submit early or later on in your enrolment period.

Do I have to submit assessments?

You may decide not to submit assessments at all, it's your choice completely. This course is designed to give you a great set of Design@Work skills. If you don't want to bother handing in assessments that's perfectly fine, we won't harass you for assessment submissions. However, if you would like to obtain a Certificate of Completion and Statement of Attainment for your CV as recognition of your hard work, you have that option too.

How much does it cost?

\$1500 upfront or \$550 per month for 3 months. For course prices and payment plan details please head to the enrolment page of the website thegraphicdesignschool.com/enrol



How do I register?

You can enroll any time of the year, as we are based online and training is self paced, there is no pressure. Simply enrol when you are ready to start.

If you would like to call us for a chat feel free to get in touch on **+61 1300 655 485** or email us at info@thegraphicdesignschool.com

Do you still have questions?

For all questions and support send us an email at info@thegraphicdesignschool.com

Enrolment & Payment Plans

Enrolling with us couldn't be easier and it's possible on any day of the year! We support **VISA, MasterCard & PayPal**. Enrolment for all courses (except the Upgrade) is provided via the TGDS website. Web enrolment is available 24/7. Payment options include **Visa, MasterCard & PayPal**.

AUD	USD	GBP	EUR
<p>Option #1</p> <p>Payment in full</p> <p>1500 AUD</p> <p>Total payable 1500</p> <p>CLICK HERE</p>	<p>Option #1</p> <p>Payment in full</p> <p>1100 USD</p> <p>Total payable 1100</p> <p>CLICK HERE</p>	<p>Option #1</p> <p>Payment in full</p> <p>900 GBP</p> <p>Total payable 900</p> <p>CLICK HERE</p>	<p>Option #1</p> <p>Payment in full</p> <p>1100 EUR</p> <p>Total payable 1100</p> <p>CLICK HERE</p>
<p>Option #2</p> <p>3 Month Payment Plan</p> <p>550 AUD</p> <p>Total payable 1650</p> <p>CLICK HERE</p>	<p>Option #2</p> <p>3 Month Payment Plan</p> <p>405 USD</p> <p>Total payable 1215</p> <p>CLICK HERE</p>	<p>Option #2</p> <p>3 Month Payment Plan</p> <p>355 GBP</p> <p>Total payable 1065</p> <p>CLICK HERE</p>	<p>Option #2</p> <p>3 Month Payment Plan</p> <p>405 EUR</p> <p>Total payable 1215</p> <p>CLICK HERE</p>

Please read the Student Information Handbook prior to enrolment, this handbook can be downloaded before you enroll on the website. [Click here](#).

Electronic Funds Transfer details are available on request. **Feel secure with our 7 days Money Back Guarantee!**



Get in Touch

AUS Contact [1300 655 485](tel:1300655485)

INTL Contact [+61 1300 655 485](tel:+611300655485) or

Book a [Callback](#)

info@thegraphicdesignschool.com